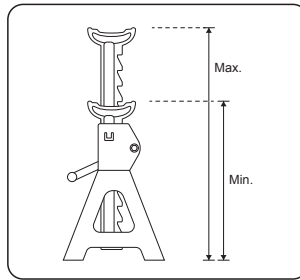




2 PC. Jack Stand

9TY341

- Ratchet style design provides slight adjustment and quick removal



KT NO.	Capacity (T)	Min height (mm)	Max height (mm)	N.W (kg)	G.W (kg)	CUFT	 
9TY341-03A-B	3	285	425	6.3	6.8	0.51	1/2
9TY341-06A-B	6	390	605	12.4	13.2	1.2	1/2
9TY341-12A-B	12	465	715	26.3	27.1	1.87	1/2

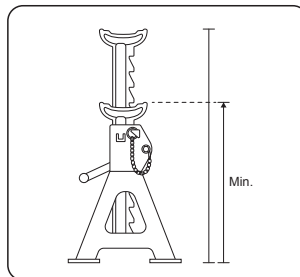
2 PC. Double Locking Jack Stand



9TY342

- With a securely locking pin
- Large legged steel base for added support and strength



• Steel base

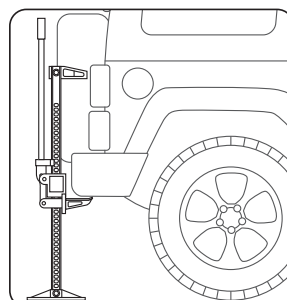
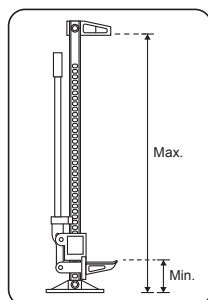



KT NO.	Capacity (T)	Min height (mm)	Max height (mm)	N.W (kg)	G.W (kg)	CUFT	 
9TY342-02A-B	2	285	425	5.46	5	0.51	1/2
9TY342-03A-B	3	390	605	7.2	6.7	0.59	1/2
9TY342-06A-B	6	465	715	14.3	13.5	1.42	1/2

Farm Jack

9TYZ351

- Precision cast, highly versatile jack, in command of situations requiring lifting



KT NO.	Min. height (mm)	Max. height (mm)	N.W (kg)	G.W (kg)	CUFT	
9TYZ351-48A-B	110	1070	12.5	13.5	1.94	1/1
9TYZ351-60A-B	110	1350	15	15.8	2.15	1/1

