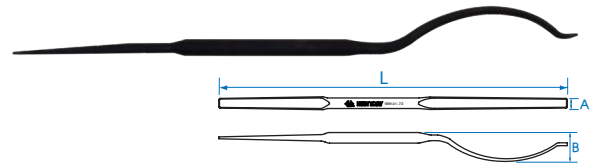


Tire Lever

9BK41-73

- To install and remove the tire from wheel rim
- Precision forged with greater leverage design
- Special design for 17" to 22.5" tire

KT NO.	inch	L mm	A (mm)	B (mm)		
9BK41-73	28-3/4	730	22	64.4	1618	1 / 10

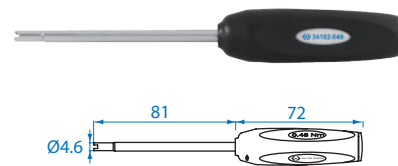


Tire Valve Core Torque Tool / Installer Torque Screwdriver

34102-040M

- Preset torque setting in order to remove & install valve cores correctly
- Prevent overloaded torque to cause damage on valves sensor cores
- Preset torque is 0.45 N·m (4.0 lbf·in)
- Ergonomics design with PP handle

62 20 / 100

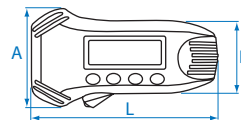


Digital Tire Gauge

9BM120

- Tyre pressure gauge specification :
Unit range :
0-100 psi / 0~7.0 bar / 0~7.0 Kgf-cm² / 0~700 kpa
Display resolution :
0.1 psi / 0.01 bar / 0.01 Kgf-cm² / 0.01 kpa
- Tread depth gauge specification :
Unit range : 0-22mm / .8"(Gauge : mm / inch)
Display resolution : 0.01mm / .001"

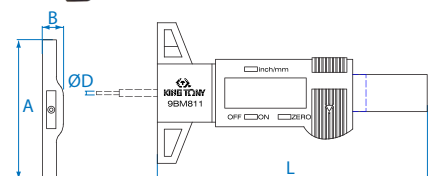
KT NO.	A mm	B mm	L mm		
9BM120	53	38	101	53	12 / 96



Digital Tire Tread Depth Gauge

9BM811

- Digital large LED LCD screen display
- Material : ABS Plastic, stainless steel needle
- One-touch switch between Metric / Inch system interchange
- Zero setting at any position
- Mini size, hand-held and portable
- Unit range : 0-25.4mm / 0-1"
- Display resolution : 0.01mm / .0005"



KT NO.	ØD mm	A mm	B mm	L mm		
9BM811	1.5	60	9	116	39.6	25 / 100

