

# BMW/ MINI

## Petrol Engine Setting & Locking Set – BMW/PSA

### 9AT1010E

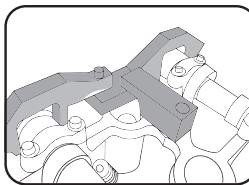
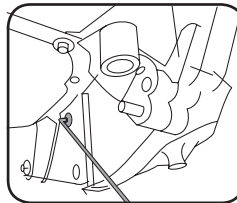
- The set includes camshaft setting tool, crankshaft locking pin & chain tensioner tool
- Suitable for BMW Mini and PSA Peugeot Citroën 1.4/1.6 16v valvetronic direct injection engines
- Use to lock and adjust engine timing



BMW Mini Cooper N12/N14 2384 / 1 / 5

MODEL: Clubman(07-14)  
Countryman(14-16)  
Paceman(14-16)  
Roadster(12-12)

ENGINE CODE: N12 1.4/1.6(Valvetronic)  
B14, B14AB, B16A  
N14 1.6(Direct Injection)  
B16A, B16CD/TD, B16TD, B16CD



#### CONTENTS :

- A – camshaft setting tool (inlet)
- B – camshaft setting tool (exhaust)
- C – camshaft setting tool
- D – camshaft setting clamp
- E – crankshaft locking pin
- F – chain tensioner tool
- G – M10 screw\*4

# BMW/ MINI

## Petrol Engine Timing Set

### 9AT1108E


- Use for BMW & Mini 1.6 litre chain drive petrol engine
- Includes the cam & crankshaft locking tools and chain pre-tension setting tools for TDC position
- Suitable for BMW (N13) & Mini (N18) engines



2527 / 1 / 10

MODEL: **BMW 1 Series**  
114i F20(2012-15), 116i F20 (2012-15),  
118i F20 (2011-15)  
**BMW 3 Series**  
316i F30 (2012-15)  
**MINI**  
Cooper S (R56/57) (2010-15)  
Coupe Cooper S (R58) (2012-15)  
Roadster (R59) (2012-15)  
Countryman (R60) (2012-16)  
Paceman (R61) (2013-16)  
Clubman (R55) (2011-14)

ENGINE CODE: **N13**  
B16A  
**N18**  
B16/M0, B16A, B16A/M0, B16A/MO, B16C,  
B16C/TO, B16M0



#### CONTENTS :

- A – camshaft locking tool
- B – camshaft locking tool
- C – chain tensioner tool
- D – crankshaft locking pin

