

## 6PC. Adapter Set

**78106**

- According to DIN 3123 / ISO 3316
- Square drive adaptor to DIN 3120 / ISO 1174 with ball lock
- Internal square to DIN 3120 / ISO 1174 with ball reception
- For manual operation










1.31 kg / 1 / 20

DIN 3123

ISO 3316

Cr-V

Chrome plated

M	Contents	F	M	Contents	F
3/8 DR.		1/4 DR.	3/8 DR.		1/2 DR. 
	2813			4813	
1/4 DR.		3/8 DR. 	3/4 DR.		1/2 DR.
	3812			4816	
1/2 DR.		3/8 DR.	1/2 DR.		3/4 DR. 
	3814			6814	



6 PC.

## 6PC. Impact Adapter Set









**786P06**

- Square drive adaptor to DIN 3121 / ISO 1174 with ball lock
- Internal square drive to DIN 3121 / ISO 1174
- For machinery usage

1.31 kg / 1 / 20

DIN 3121

Cr-Mo

M	Contents	F	M	Contents	F
3/8 DR.		1/4 DR.	3/8 DR.		1/2 DR. 
	2863P			4863P	
1/4 DR.		3/8 DR. 	3/4 DR.		1/2 DR.
	3862P			4866P	
1/2 DR.		3/8 DR.	1/2 DR.		3/4 DR. 
	3864P			6864P	



6 PC.

NEW

KING TONY