

Bit Socket Rail Set

4120PR10

1/2"

- Socket rail 240mmL
- For hex head screw
- H : 80mm

9 PC.



Contents 1.0 2 / 12



4108PR10

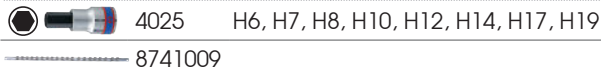
1/2"

- Socket rail 240mmL
- For hex head screw
- H : 60mm

8 PC.



Contents 0.96 2 / 12



4126PR

1/2"

- Socket rail 127mmL
- For spline head screw
- H : 60mm

4 PC.



Contents 0.38 4 / 32



4105PR

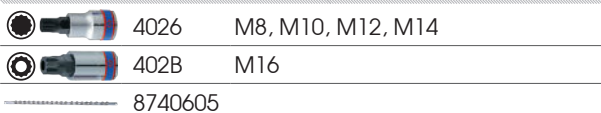
1/2"

- Socket rail 150mmL
- For spline head screw
- H : 60 & 66 mm

5 PC.



Contents 0.57 4 / 32



4136PR

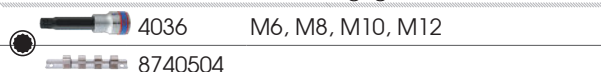
1/2"

- Socket rail 127mmL
- For spline head screw
- H : 80mm

4 PC.



Contents 0.46 4 / 32



4109PR10


1/2"

- Socket rail 240mmL
- For torx head screw
- H : 60mm

9 PC.



Contents 0.74 2 / 12



4119PR10

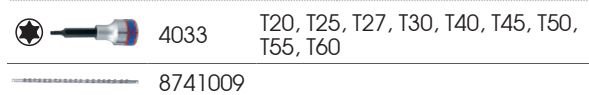
1/2"

- Socket rail 240mmL
- For torx head screw
- H : 80mm

9 PC.



Contents 0.84 2 / 2



4116PR

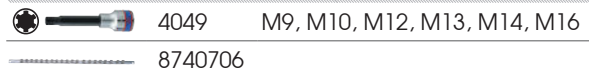
1/2"

- Socket rail 180mmL
- For ribe head screw
- H : 100mm

6 PC.



Contents 0.38 4 / 24




Socket Rail

874

1/2"

- Rail length from 160 mm to 560 mm



KT NO. L (mm)

870406		160
870410		260
870422		560
8740		-

8740809D1

1/2"

- Socket rail carrier with retaining clip
- 446mm roller cabinet



KT NO. Square drive Clip L (mm)

8740809D1	1/2"	9	508
-----------	------	---	-----