








# Interchangeable Torque Wrench Set

34510

34520



KT NO.	mm	Contents										
345102D08MR		34512-2DG	4~20 N·m		34503102R	1/4" DR.	345011M	345021M			1.3	1 / 15
345104D08MR		34512-4DG	10~60 N·m		34503103R	3/8" DR.						
345101E08MR		34512-1EG	20~100 in·lb		34503102R	1/4" DR.	10, 13, 17	10, 13, 17	1.2	1 / 15		
345102E08MR		34512-2EG	40~200 in·lb		34503102R	1/4" DR.					1.3	1 / 15

KT NO.	mm	Contents										
345202C11MR		34522-2CG	20~150 ft·lb 34~197 N·m		34503204R	1/2" DR.		13, 14, 15, 17, 19, 22, 24, 27, 30	3.8	1/6		
345201D11MR		34522-1DG	20~100 N·m		34503203R	3/8" DR.					3.7	1 / 6
345202D11MR		34522-2DG	40~200 N·m		34503204R	1/2" DR.						
345203D11MR		34522-3DG	60~340 N·m		34503204R	1/2" DR.					4	1 / 6
345201E11MR		34522-1EG	15~80 ft·lb		34503203R	3/8" DR.						
345202E11MR		34522-2EG	20~150 ft·lb		34503204R	1/2" DR.					3.8	1 / 6
345203E11MR		34522-3EG	50~250 ft·lb		34503204R	1/2" DR.						

