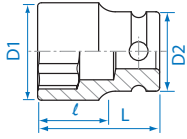


Standard Impact Socket & Rail Set

2535M

1/4"

- DIN 3129, ISO 2725-2



KT NO.	Ø mm	D1 mm	D2 mm	l mm	L mm	g	kg	pc
253504M	4	7.5	13	4	23	12	20	600
253545M	4.5	8.1	13	5	23	12	20	600
253505M	5	8.8	13	6	23	11	20	600
253555M	5.5	9.4	13	6	23	12	20	600
253506M	6	10.0	13	7	23	13	20	600
253507M	7	11.3	13	7	23	13	20	600
253510M	10	15.0	13	9	23	17	12	360
253513M	13	18.8	13	9	23	22	12	360
253514M	14	19.8	13	9	23	23	10	300

Standard Impact Socket

3535M

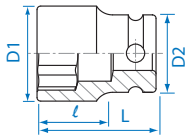
3/8"

- DIN 3129, ISO 2725-2

3535S

3/8"

- ANSI / ASME B107.2



KT NO.	Ø mm	D1 mm	D2 mm	l mm	L mm	g	kg	pc
353506M	6	10.6	19	5	32	33	12	360
353507M	7	11.8	19	5	32	33	12	360
353508M	8	13.2	19	6	32	35	12	360
353509M	9	14.5	19	6	32	36	12	360
353510M	10	15.5	19	7	32	37	12	360
353511M	11	17.0	19	7	32	39	12	360
353512M	12	18.2	19	8	32	39	12	360
353513M	13	19.4	22	9	32	53	10	200
353514M	14	20.7	22	9	32	54	10	200
353515M	15	22.0	22	10	32	56	10	200
353516M	16	23.8	22	10	32	57	10	200
353517M	17	24.8	22	11	32	58	10	200
353518M	18	25.8	22	11	32	62	10	200
353519M	19	27.6	22	13	32	63	10	160

KT NO.	Ø inch	D1 mm	D2 mm	l mm	L mm	g	kg	pc
353508S	1/4	10.8	19	5	32	32	12	360
353510S	5/16	13.0	19	6	32	36	12	360
353512S	3/8	15.3	19	7	32	38	12	360
353514S	7/16	17.0	19	7	32	38	12	360
353516S	1/2	18.2	19	9	32	53	12	360
353518S	9/16	20.7	22	9	32	53	10	200
353520S	5/8	23.8	22	10	32	57	10	200
353522S	11/16	24.5	22	11	32	60	10	200
353524S	3/4	27.0	22	11	32	61	10	160

Impact Accessory

2863P

1/4"

- Adapter
- Convert to 3/8" drive
- DIN 3121



KT NO.	Spec.	D mm	g	kg
2863P	1/4"F x 3/8"M	14	20	12 / 360

Deep Impact Socket

3435M

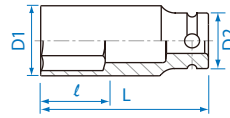
3/8"

- DIN 3121

3435S

3/8"

- ANSI / ASME B107.2



KT NO.	Ø mm	D1 mm	D2 mm	l mm	L mm	g	kg	pc
343506M	6	10.6	19	10	65	50	6	120
343507M	7	11.8	19	10	65	55	6	120
343508M	8	13.2	19	12	65	68	6	120
343509M	9	14.5	19	12	65	65	6	120
343510M	10	15.5	19	12	65	82	6	120
343511M	11	17.0	19	13	65	75	6	120
343512M	12	18.2	19	14	65	89	6	120
343513M	13	19.4	22	14	65	111	6	120
343514M	14	20.7	22	14	65	109	6	120
343515M	15	22.0	22	16	65	112	6	120
343516M	16	23.8	22	16	65	126	6	96
343517M	17	24.8	22	17	65	143	6	96
343518M	18	25.8	22	18	65	133	6	96
343519M	19	27.6	22	20	65	171	6	96
343520M	20	28.3	22	20	65	154	6	96
343521M	21	29.5	22	22	65	161	6	96
343522M	22	30.8	22	22	65	178	5	60
343523M	23	32.0	22	24	65	177	5	60
343524M	24	32.5	22	24	65	176	5	60

KT NO.	Ø inch	D1 mm	D2 mm	l mm	L mm	g	kg	pc
343508S	1/4	10.8	19	10	63.5	62	6	120
343510S	5/16	13.0	19	12	63.5	71	6	120
343512S	3/8	15.3	19	12	63.5	82	6	120
343514S	7/16	17.0	19	13	63.5	84	6	120
343516S	1/2	18.2	19	14	63.5	113	6	120
343518S	9/16	20.7	22	14	65	114	6	120
343520S	5/8	23.8	22	16	65	126	6	96
343522S	11/16	24.5	22	17	65	138	6	96
343524S	3/4	27.0	22	20	65	154	6	96
343526S	13/16	29.5	22	22	65	156	6	96
343528S	7/8	30.8	22	22	65	172	5	60