

Star Socket

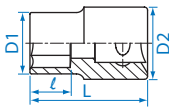
KT No. & D1



3375M

3/8"

- DIN 3120

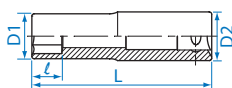


KT NO.	Size	D1 mm	D2 mm	ℓ mm	L mm	⚖️	📦
337504M	E4	6.0	16.8	3.6	28	21	12 / 360
337505M	E5	7.0	16.8	4.0	28	21	12 / 360
337506M	E6	8.0	16.8	5.0	28	22	12 / 360
337507M	E7	8.9	16.8	6.0	28	22	12 / 360
337508M	E8	10.0	16.8	6.5	28	23	12 / 360
337510M	E10	12.0	16.8	7.0	28	24	12 / 360
337511M	E11	12.8	16.8	8.0	28	24	12 / 360
337512M	E12	14.3	16.8	9.0	28	26	12 / 360
337514M	E14	15.9	17.8	9.5	28	31	12 / 360
337516M	E16	18.0	19.8	10.5	28	42	10 / 300
337518M	E18	20.0	21.8	11.0	28	55	10 / 300

3275M

3/8"

- DIN 3120

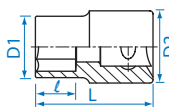


KT NO.	Size	D1 mm	D2 mm	ℓ mm	L mm	⚖️	📦
327504M	E4	6.0	16.8	3.6	63	45	12 / 240
327505M	E5	7.0	16.8	4.0	63	47	12 / 240
327506M	E6	8.0	16.8	5.0	63	48	12 / 240
327507M	E7	8.9	16.8	6.0	63	49	12 / 240
327508M	E8	10.0	16.8	6.5	63	52	12 / 240
327510M	E10	12.0	16.8	7.0	63	57	12 / 240
327511M	E11	12.8	16.8	8.0	63	59	12 / 240
327512M	E12	14.3	16.8	9.0	63	65	12 / 240
327514M	E14	15.9	16.8	9.5	63	67	12 / 240
327516M	E16	17.8	17.8	10.5	63	77	12 / 240
327518M	E18	19.8	19.8	11.0	63	100	10 / 160

333E

3/8"

- For torx plus external screw
- DIN 3120



KT NO.	Size	D1 mm	D2 mm	ℓ mm	L mm	⚖️	📦
333E10M	EP10	13.2	10.5	8	37	53	20 / 240
333E11M	EP11	14.0	11.0	9	37	53	20 / 240
333E12M	EP12	14.6	12.0	10	37	53	20 / 240
333E14M	EP14	16.5	14.0	11	37	55	20 / 240
333E16M	EP16	19.0	16.0	12	37	59	20 / 240
333E18M	EP18	20.3	18.0	15	37	60	20 / 240
333E20M	EP20	21.8	19.5	15	37	63	20 / 240

