


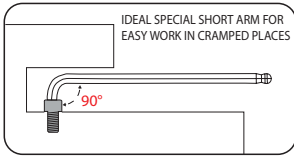


# Stubby L- wrench Set

- The "SPECIAL SHORT ARM" L1 length is designed to be 1/3 as short as other wrenches to allow easy work in cramped places
- The "SPECIAL SHORT ARM" is made with a 90 degree bend for high workability in small spaces without risk of pinched fingers

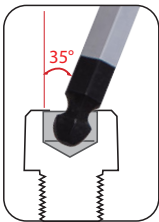


KT NO.	PC.	Spec.	Contents	Kg	Box
201A09MR	9	Extra long arm / ball	H1.5, H2, H2.5, H3, H4, H5, H6, H8, H10	0.45	10 / 60
203A19PR	9	Extra long arm	T10, T15, T20, T25, T27, T30 T40, T45, T50	0.45	10 / 60

# Ball Hex Key & Set

## 201B09MR

- Set of ball head offset key wrench, extra long arm


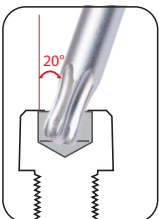


KT NO.	PC.	Spec.	Contents	Kg	Box
201B09MR	9	Extra long arm / ball	H1.5, H2, H2.5, H3, H4, H5, H6, H8, H10	0.45	8 / 48

# Ball End Star L-wrench Set

## 204B29PR

- Set of ball head offset key wrench, long modle, for torx internal screw



KT NO.	PC.	Spec.	Contents	Kg	Box
204B29PR	9	Standard arm / ball	T10, T15, T20, T25, T27, T30, T40, T45, T50	0.37	6 / 48